



PRODUCT OVERVIEW

BMW E39 M5

MAKE / MODEL: BMW E39 M5

ENGINE: S62B50

ENGINE SIZE / CONFIG: 8 CYL 4.9L

YEAR RANGE: 1999-2003



Xtreme Clutch BMW E39 M5 Range

The E39 BMW M5 is one of the most iconic sedans ever built and is quickly becoming a sought-after platform for performance builds. Powered by a 394hp 4.9L V8 from the factory, these cars are capable of significant performance gains with a vast array of aftermarket performance products available on the market. Xtreme Clutch offer two options for this vehicle based on the 230mm performance clutch. These kits are designed to ensure a clutch solution for high performance street and motorsport applications.



Kit Pictured: KBM23546-2G

Heavy Duty Clutch Recommended Applications

Street



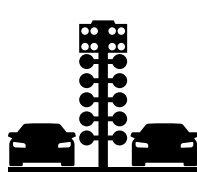
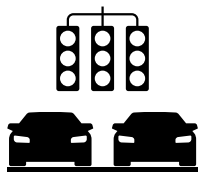
Track

Drag

Time Attack

Drift

Rally



Xtreme Clutch performance upgrades are designed & engineered to ensure the highest quality, performance & reliability. Each range is individually tailored to suit various vehicle uses, performance goals & durability, meaning Xtreme Clutch can offer the ultimate performance package for your vehicle.

Want more info on all our products, please visit www.xtremeclutch.eu


Find us on Facebook



Find us on YouTube



TURN OVER FOR
KIT INFORMATION



AUSTRALIAN CLUTCH SERVICES

WWW.XTREMECLUTCH.EU

CLUTCHPRO

XTREME CLUTCH

XTREME OUTBACK

AG CLUTCH

CLUTCHPRO

CLUTCHPRO



PRODUCT OVERVIEW

BMW E39 M5

MAKE / MODEL: BMW E39 M5
ENGINE: S62B50
ENGINE SIZE / CONFIG: 8 CYL 4.9L
YEAR RANGE: 1999-2003



KIT TYPE **PART NO.** **INFORMATION** **DESIGNED FOR**

MULTI PLATE

230MM TWIN PLATE ORGANIC	KBM23546-2G	230mm twin plate rigid organic upgrade. Kit includes lightweight alloy pressure plate, 2x rigid organic friction discs, performance flywheel, thrust bearing, flywheel and pressure plate bolts, spigot bearing and alignment tool.	1210 Nm	high horsepower street applications
230MM TWIN PLATE CERAMIC	KBM23546-2E	230mm twin plate rigid ceramic upgrade. Kit includes lightweight alloy pressure plate, 2x rigid ceramic friction discs, performance flywheel, thrust bearing, flywheel and pressure plate bolts, spigot bearing and alignment tool.	1830 Nm	Motorsport Applications

To see the complete range and further information, please visit our online catalogue

Hydraulics & Accessories

Xtreme Clutch also offers a wide range of accessories and hydraulics including master cylinders, slave cylinders and installation tools. For more information, please visit the online catalogue at www.xtremeclutch.eu or contact our friendly sales team. Alternatively, please contact your local Xtreme Clutch distributor.



All Xtreme Clutch Kits include a thrust bearing, spigot bearing and alignment tool.

Where Components Applicable



Thrust bearing



Spigot bearing



Alignment tool

PM-VS-BMW-13513351-1



WWW.XTREMECLUTCH.EU

CLUTCHPRO

XTREME

XTREME OUTBACK

AG CLUTCH

CLUTCHPRO

CLUTCHPRO